

FMIvT Diversified Large Cap Equity Portfolio

For the Periods Ending June 30, 2020

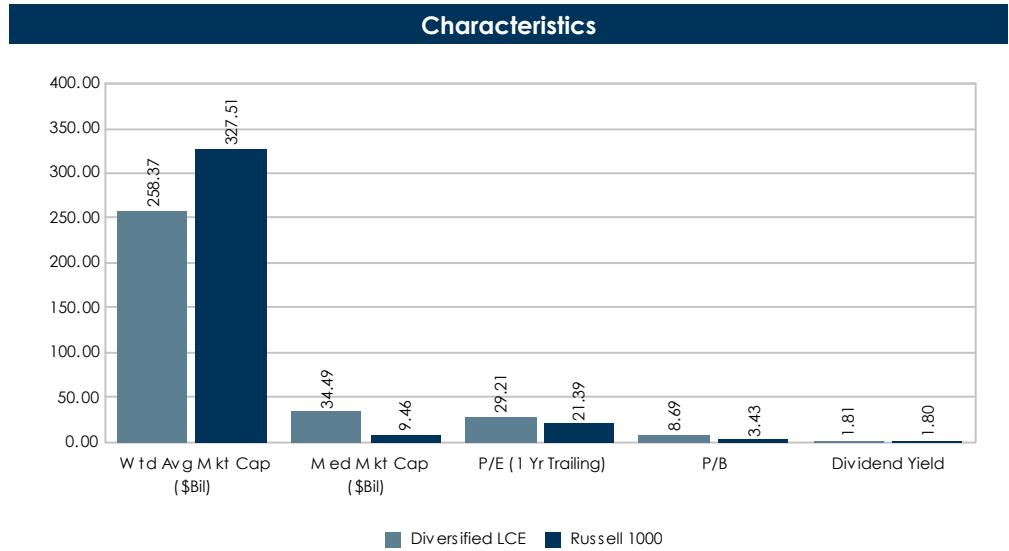
| Portfolio Description | Portfolio Information |
|--|--|
| <ul style="list-style-type: none"> ■ Strategy Large Cap US Equity ■ Manager Janus/INTECH, Hotchkis & Wiley, & Atlanta Capital ■ Vehicle Non-Mutual Commingled ■ Benchmark Russell 1000 ■ Performance Inception Date October 2017 ■ Fees Manager Fee - 49 bps; Admin Fee - 14.5 bps ■ Total Expenses Approximately 65 bps | <ul style="list-style-type: none"> ■ Minimum initial investment \$50,000 ■ Minimum subsequent investments \$5,000 ■ Minimum redemption \$5,000 ■ The Portfolio is open once a month, on the first business day following the Portfolio Valuation date, to accept Member contributions or redemptions. ■ The Portfolio is valued on the last business day of the month. ■ The Administrator must have advance written notification of Member contributions or redemptions. |

| Portfolio Objectives and Constraints | Dollar Growth Summary (\$000s) | | |
|--|--------------------------------|----------------|----------------|
| <ul style="list-style-type: none"> ■ Invests in large cap US stocks that are diversified by industry and sector. ■ Outperform the Russell 1000 over a complete market cycle (usually 3 to 5 years). ■ Rank above median in a relevant peer group universe. ■ Stock values fluctuate in response to the activities of individual companies, the general market and economic conditions. Shares of the Portfolio are neither insured nor guaranteed by any US Government agency, including the FDIC. | | FYTD | 1 Year |
| | Beginning Market Value | 290,884 | 284,510 |
| | Net Additions | 1,408 | 3,438 |
| | Return on Investment | 5,638 | 9,981 |
| | Ending Market Value | 297,929 | 297,929 |

FMIvT Diversified Large Cap Equity Portfolio

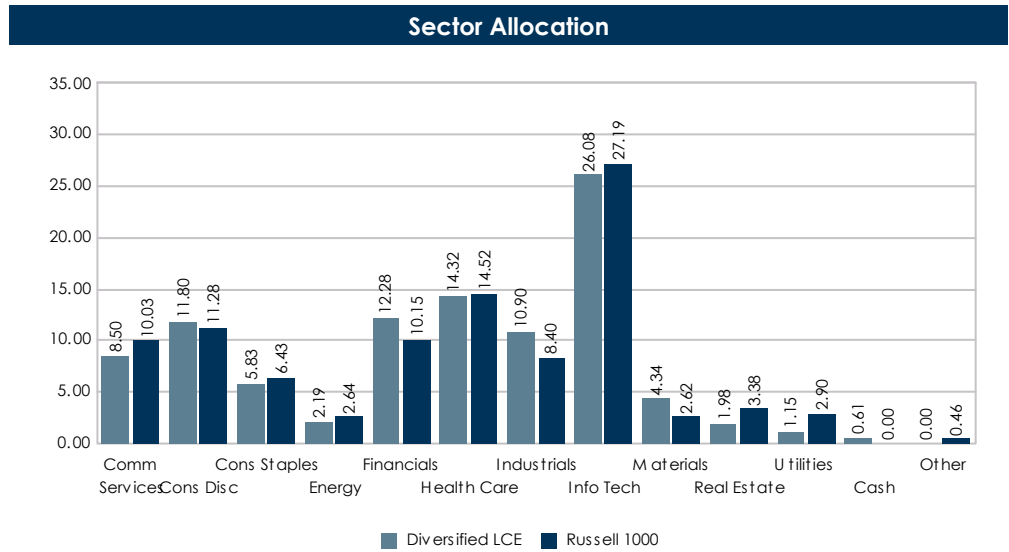
For the Periods Ending June 30, 2020

| Manager Allocation | | |
|-------------------------------------|-----------------------|----------------|
| Name | Market Value (\$000s) | Allocation (%) |
| Total Diversified LCE | 297,929 | 100.00 |
| Intech US Broad Equity Plus Fund | 181,942 | 61.07 |
| Atlanta Capital High Quality Growth | 62,524 | 20.99 |
| Hotchkis & Wiley Diversified Value | 53,463 | 17.94 |



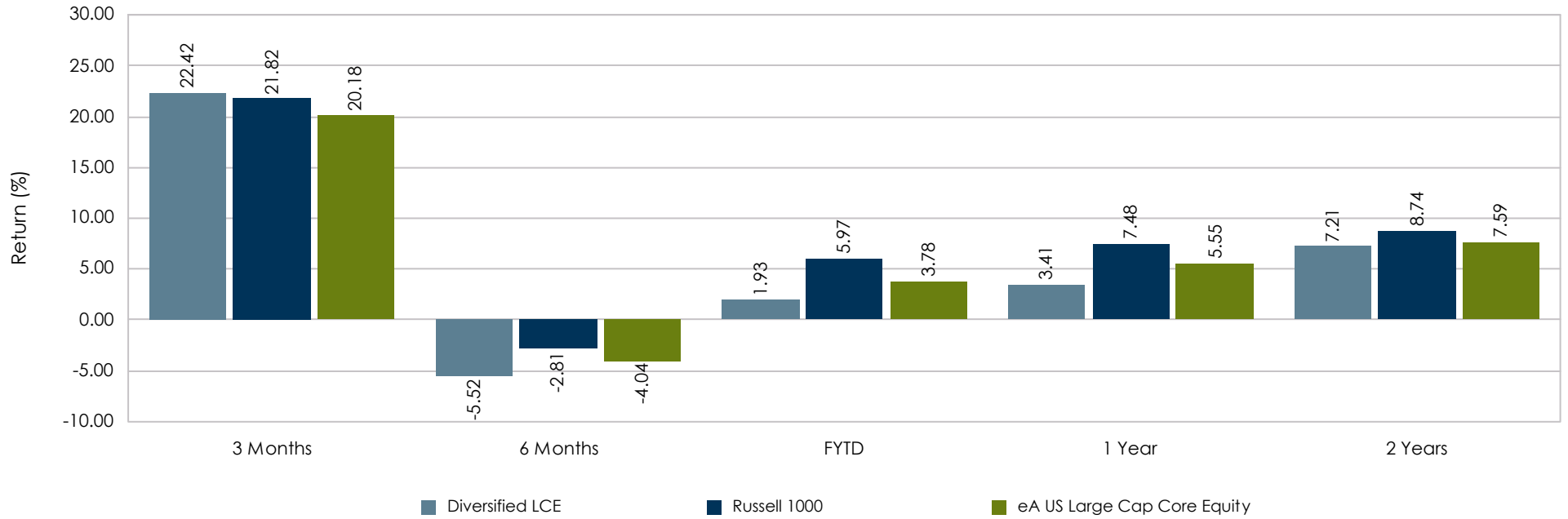
Dollar Growth Summary (\$000s)

| | FYTD | 1 Year |
|-------------------------------|----------------|----------------|
| Beginning Market Value | 290,884 | 284,510 |
| Net Additions | 1,408 | 3,438 |
| Return on Investment | 5,638 | 9,981 |
| Ending Market Value | 297,929 | 297,929 |



FMIvT Diversified Large Cap Equity Portfolio

For the Periods Ending June 30, 2020

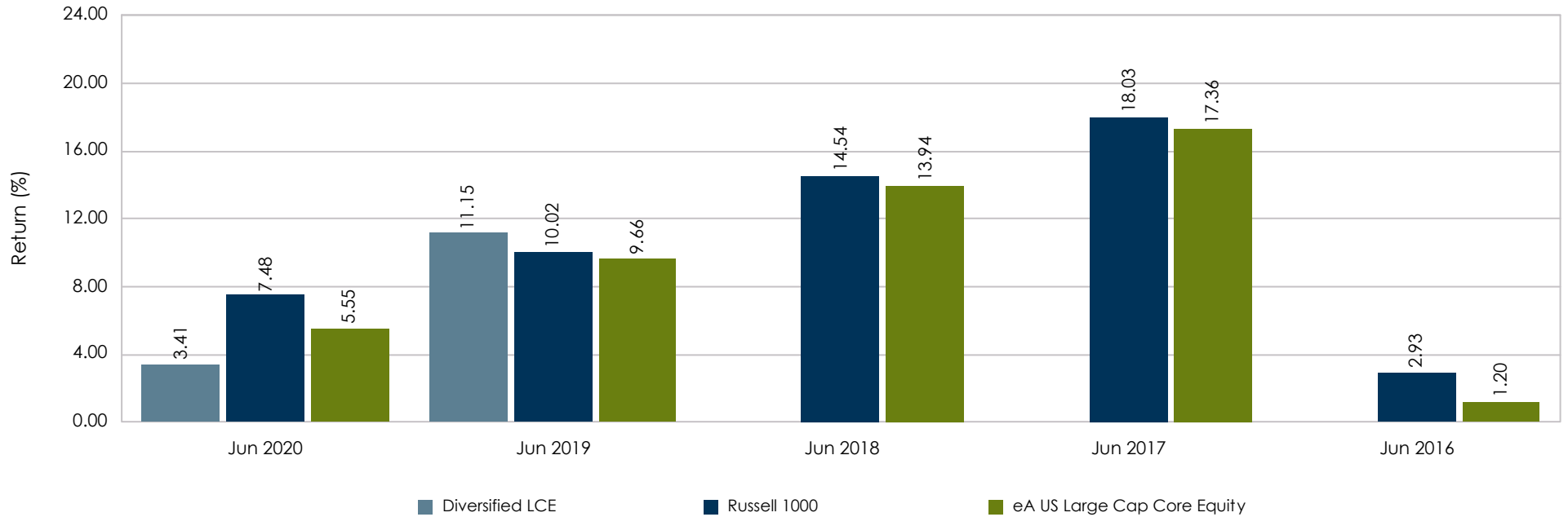


| | 3 Months | 6 Months | FYTD | 1 Year | 2 Years |
|-----------------|----------|----------|-------|--------|---------|
| Ranking | 21 | 67 | 66 | 67 | 57 |
| 5th Percentile | 25.92 | 3.16 | 12.11 | 14.00 | 13.54 |
| 25th Percentile | 21.97 | -1.40 | 7.31 | 8.75 | 10.05 |
| 50th Percentile | 20.18 | -4.04 | 3.78 | 5.55 | 7.59 |
| 75th Percentile | 17.61 | -6.88 | -0.02 | 2.17 | 5.46 |
| 95th Percentile | 12.61 | -11.81 | -5.31 | -3.03 | 0.76 |
| Observations | 343 | 343 | 343 | 343 | 340 |

The rankings represent the portfolio's returns versus a peer universe. The rankings are on a scale of 1 to 100 with 1 being the best.

FMIvT Diversified Large Cap Equity Portfolio

For the One Year Periods Ending June



| | | | | | |
|-----------------|-------|-------|-------|-------|-------|
| Ranking | 67 | 38 | | | |
| 5th Percentile | 14.00 | 17.94 | 20.47 | 24.20 | 11.91 |
| 25th Percentile | 8.75 | 12.98 | 16.31 | 20.20 | 4.41 |
| 50th Percentile | 5.55 | 9.66 | 13.94 | 17.36 | 1.20 |
| 75th Percentile | 2.17 | 6.37 | 11.74 | 14.83 | -1.95 |
| 95th Percentile | -3.03 | 1.19 | 7.29 | 10.04 | -5.41 |
| Observations | 343 | 407 | 394 | 395 | 389 |

The rankings represent the portfolio's returns versus a peer universe. The rankings are on a scale of 1 to 100 with 1 being the best.