

FMIvT Broad Market High Quality Bond Fund

For the Periods Ending June 30, 2021

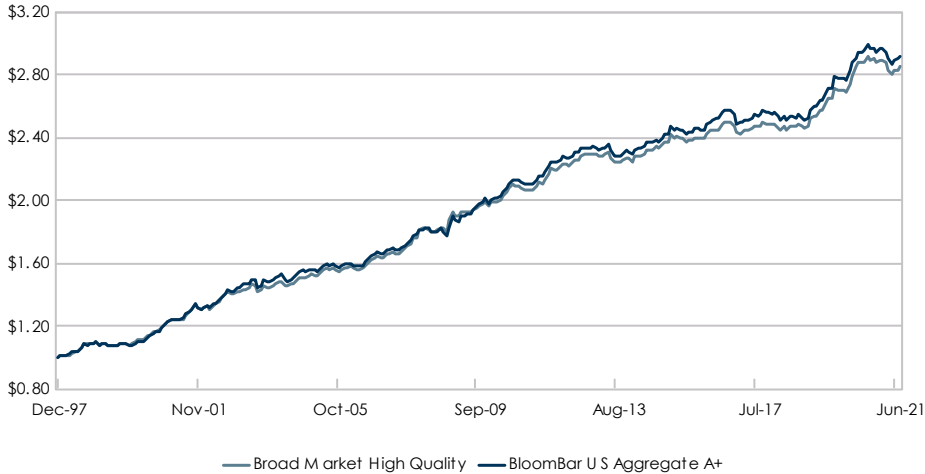
Portfolio Description	Portfolio Information
<ul style="list-style-type: none"> ■ Strategy Expanded High Quality Fixed Income ■ Manager Atlanta Capital Management Company ■ Vehicle Separately Managed Account ■ Benchmark Barclays Aggregate A+ ■ Performance Inception Date January 1998 ■ Fees Manager Fees - 15 bps; Admin Fees - 14.5 bps ■ Total Expenses Approximately 33 bps 	<ul style="list-style-type: none"> ■ Minimum initial investment \$50,000 ■ Minimum subsequent investments \$5,000 ■ Minimum redemption \$5,000 ■ The Portfolio is open once a month, on the first business day following the Portfolio Valuation date, to accept Member contributions or redemptions. ■ The Portfolio is valued on the last business day of the month. ■ The Administrator must have advance written notification of Member contributions or redemptions.

Portfolio Objectives and Constraints	Dollar Growth Summary (\$000s)	
<ul style="list-style-type: none"> ■ Invests in Government and high quality securities while maintaining an average maturity of approximately eight and one-half years. ■ Outperform the BloomBar US Aggregate A+ over a complete market cycle (usually 3 to 5 years). ■ Rank above median in a relevant peer group universe. ■ The Portfolio is subject to interest rate, credit and liquidity risk, which may cause a loss of principal. Neither the Fund nor its yield is guaranteed by the US Government. 		
		FYTD
		1 Year
	Beginning Market Value	137,851
	Net Additions	32,797
	Return on Investment	-2,728
	Income	2,526
	Gain/Loss	-5,253
	Ending Market Value	167,921

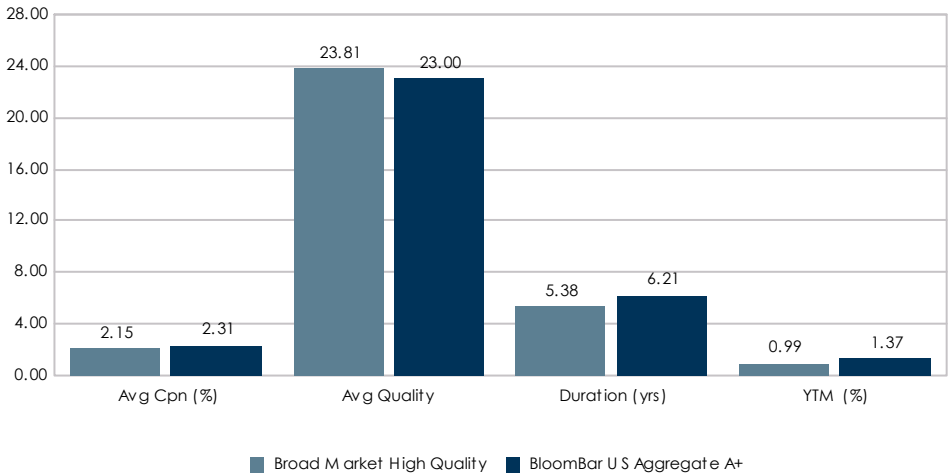
FMIvT Broad Market High Quality Bond Fund

For the Periods Ending June 30, 2021

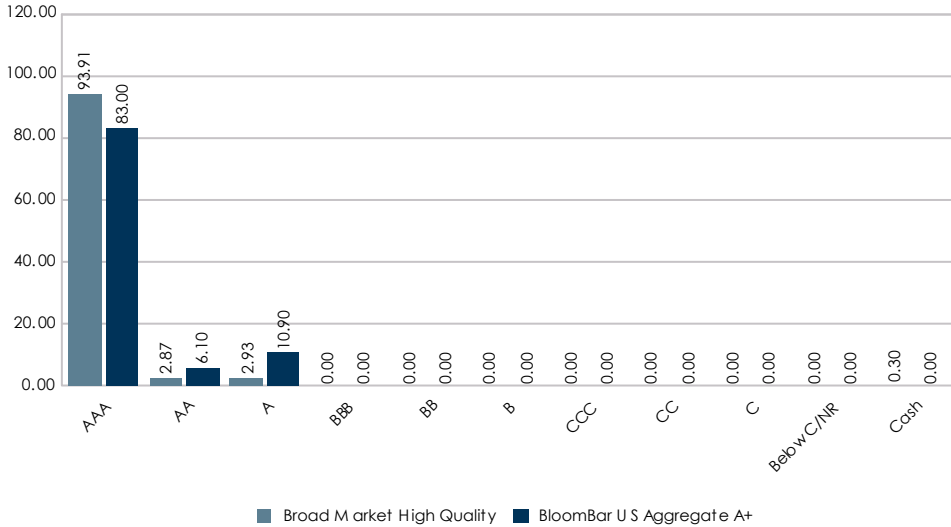
Growth of a Dollar



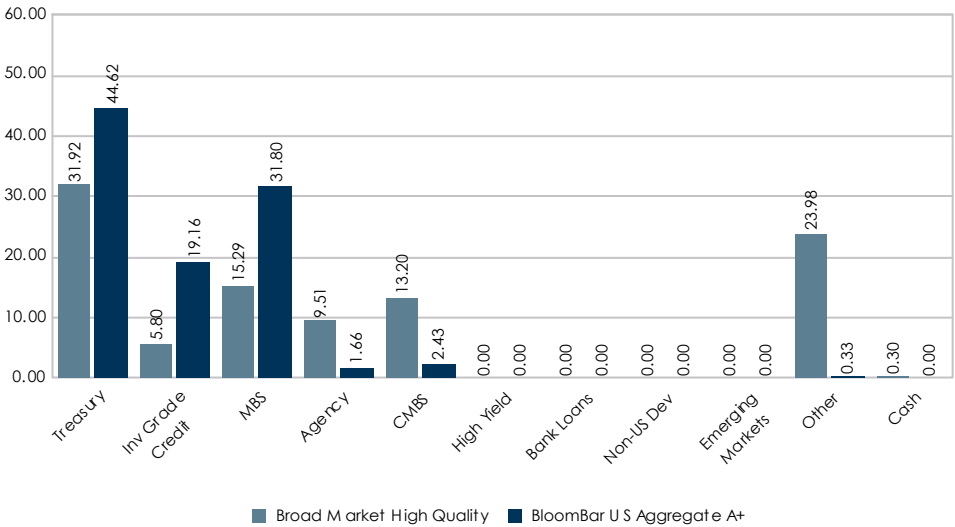
Characteristics



Quality Allocation



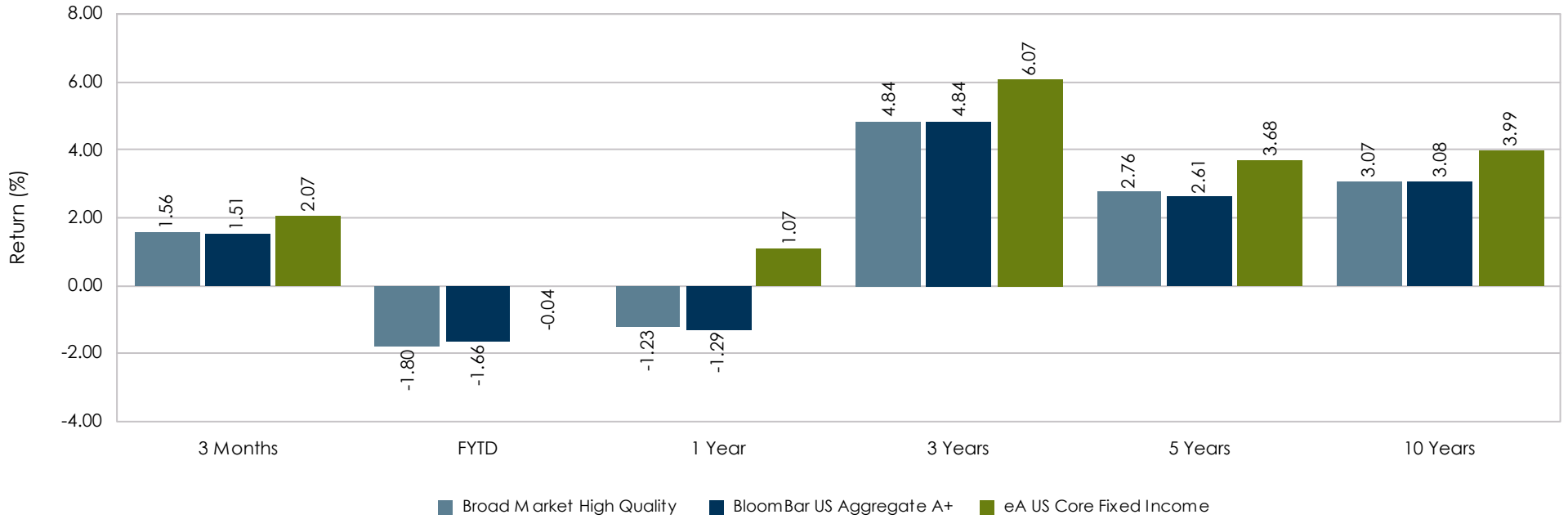
Sector Allocation



The Other sector consists of ABS, CMO, Convertibles, Municipals, Private Placements/144As and TIPS.

FMIvT Broad Market High Quality Bond Fund

For the Periods Ending June 30, 2021

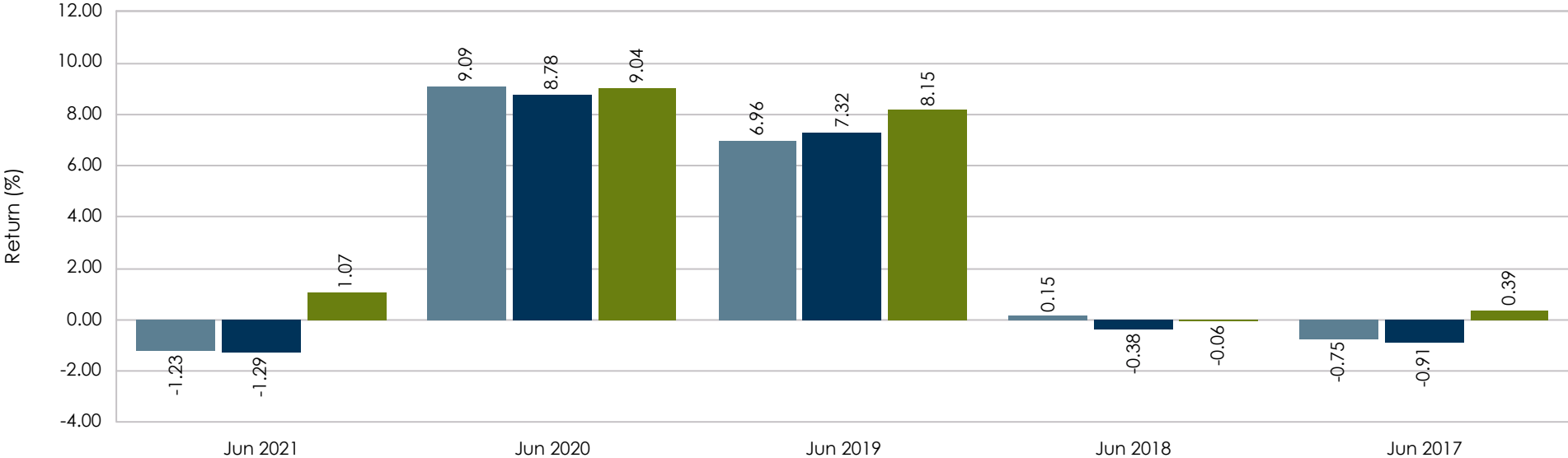


	3 Months	FYTD	1 Year	3 Years	5 Years	10 Years
Ranking	93	98	97	97	98	99
5th Percentile	2.96	2.42	4.48	7.26	4.81	4.99
25th Percentile	2.31	0.69	2.10	6.42	4.04	4.30
50th Percentile	2.07	-0.04	1.07	6.07	3.68	3.99
75th Percentile	1.92	-0.67	0.19	5.71	3.37	3.76
95th Percentile	1.41	-1.38	-0.76	5.02	2.83	3.27
Observations	222	222	222	220	215	204

The rankings represent the portfolio's returns versus a peer universe. The rankings are on a scale of 1 to 100 with 1 being the best.

FMIvT Broad Market High Quality Bond Fund

For the One Year Periods Ending June



■ Broad Market High Quality ■ BloomBar US Aggregate A+ ■ eA US Core Fixed Income

	Jun 2021	Jun 2020	Jun 2019	Jun 2018	Jun 2017
Ranking	97	48	95	33	96
5th Percentile	4.48	10.79	9.32	0.95	2.58
25th Percentile	2.10	9.76	8.47	0.25	1.06
50th Percentile	1.07	9.04	8.15	-0.06	0.39
75th Percentile	0.19	8.18	7.88	-0.33	-0.09
95th Percentile	-0.76	6.44	6.87	-0.68	-0.70
Observations	222	255	261	273	267

The rankings represent the portfolio's returns versus a peer universe. The rankings are on a scale of 1 to 100 with 1 being the best.