

FMIvT 1-3 Year High Quality Bond Fund

For the Periods Ending September 30, 2018

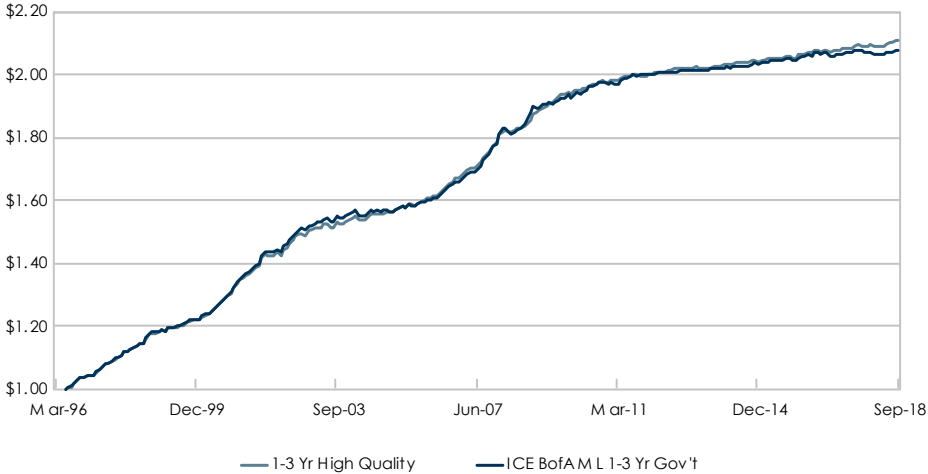
Portfolio Description	Portfolio Information
<ul style="list-style-type: none"> ■ Strategy Short Term Fixed Income Portfolio ■ Manager Atlanta Capital Management Company ■ Vehicle Separately Managed Account ■ Benchmark BofA ML 1-3 Yr Gov't ■ Performance Inception Date July 1996 ■ Fees Manager Fees - 10 bps; Admin Fees - 10.5 bps ■ Total Expenses Approximately 22 bps 	<ul style="list-style-type: none"> ■ Minimum initial investment \$50,000 ■ Minimum subsequent investments \$5,000 ■ Minimum redemption \$5,000 ■ The Portfolio is open twice a month, on the first business day following a Portfolio Valuation date, to accept Member contributions or redemptions. ■ The Portfolio is valued on the 15th and last business day of the month. If the 15th is not a business day, the valuation is the next succeeding business day. ■ The Administrator must have advance written notification of Member contributions or redemptions.

Portfolio Objectives and Constraints	Dollar Growth Summary (\$000s)		
<ul style="list-style-type: none"> ■ Invests in Government and high quality securities while maintaining an average maturity of approximately two years. ■ Outperform the ICE BofA ML 1-3 Yr Gov't over a complete market cycle (usually 3 to 5 years). ■ Rank above median in a relevant peer group universe. ■ The Portfolio is subject to interest rate, credit and liquidity risk, which may cause a loss of principal. Neither the Fund nor its yield is guaranteed by the US Government. 		3 Months	FYTD
	Beginning Market Value	444,265	263,954
	Net Additions	-47,069	131,293
	Return on Investment	1,778	3,727
	<i>Income</i>	2,087	6,017
	<i>Gain/Loss</i>	-309	-2,290
	Ending Market Value	398,974	398,974

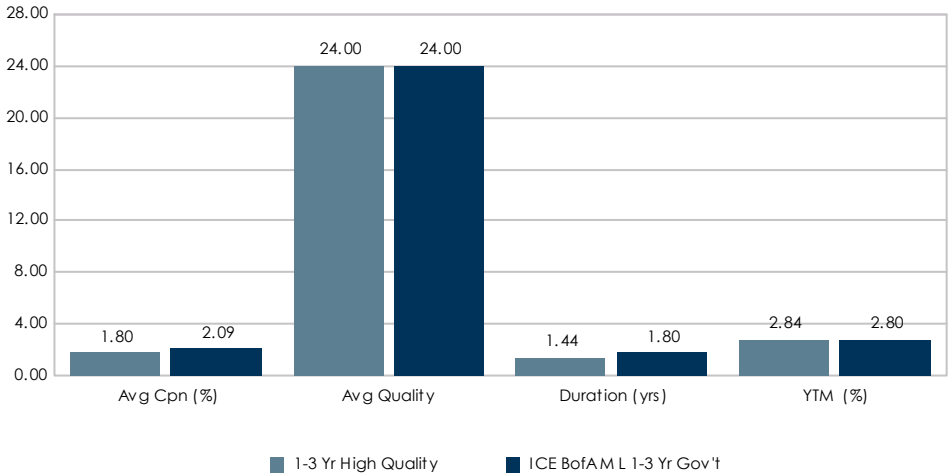
FMIvT 1-3 Year High Quality Bond Fund

For the Periods Ending September 30, 2018

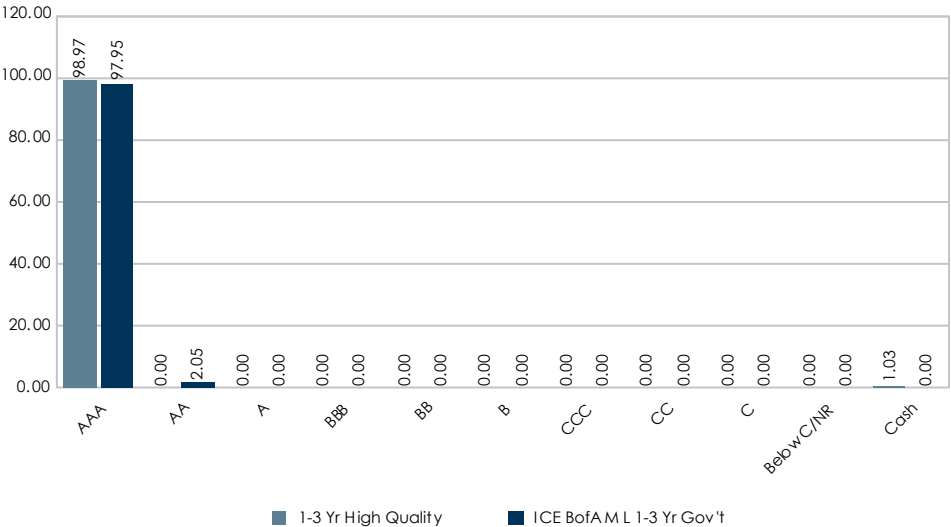
Growth of a Dollar



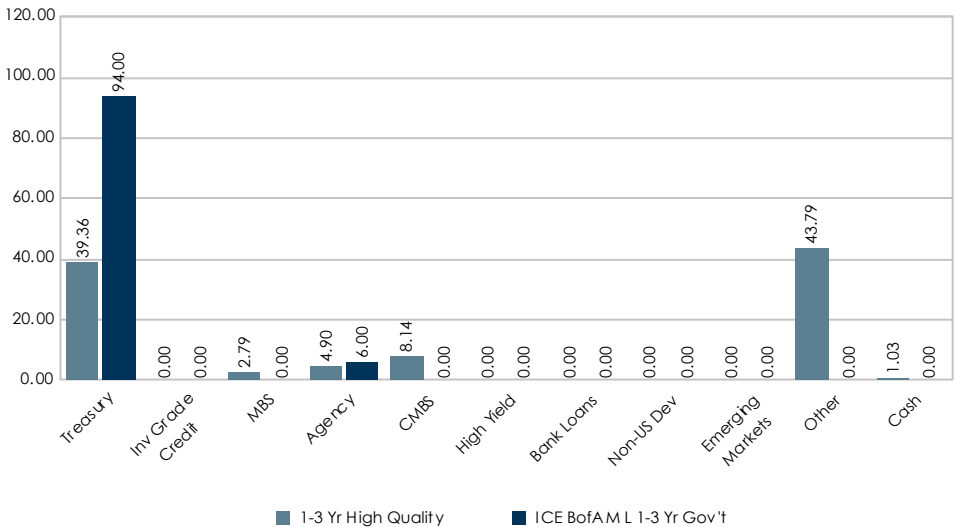
Characteristics



Quality Allocation



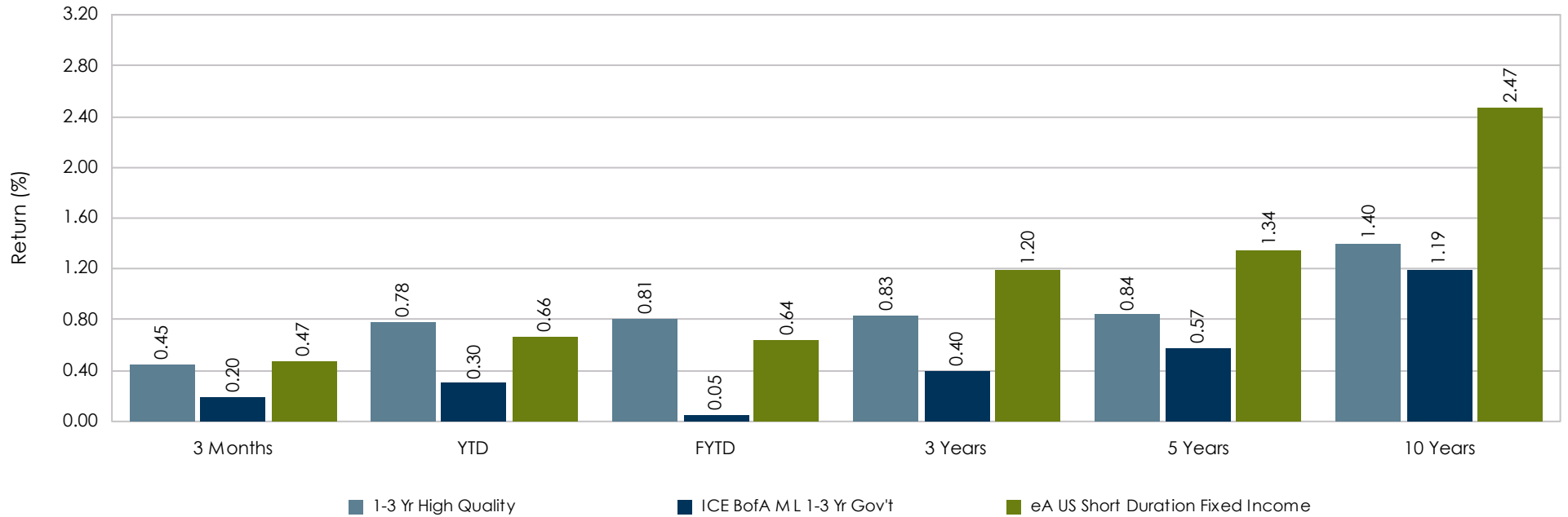
Sector Allocation



The Other sector consists of ABS, CMO, Convertibles, Municipals, Private Placements/144As and TIPS.

FMIvT 1-3 Year High Quality Bond Fund

For the Periods Ending September 30, 2018

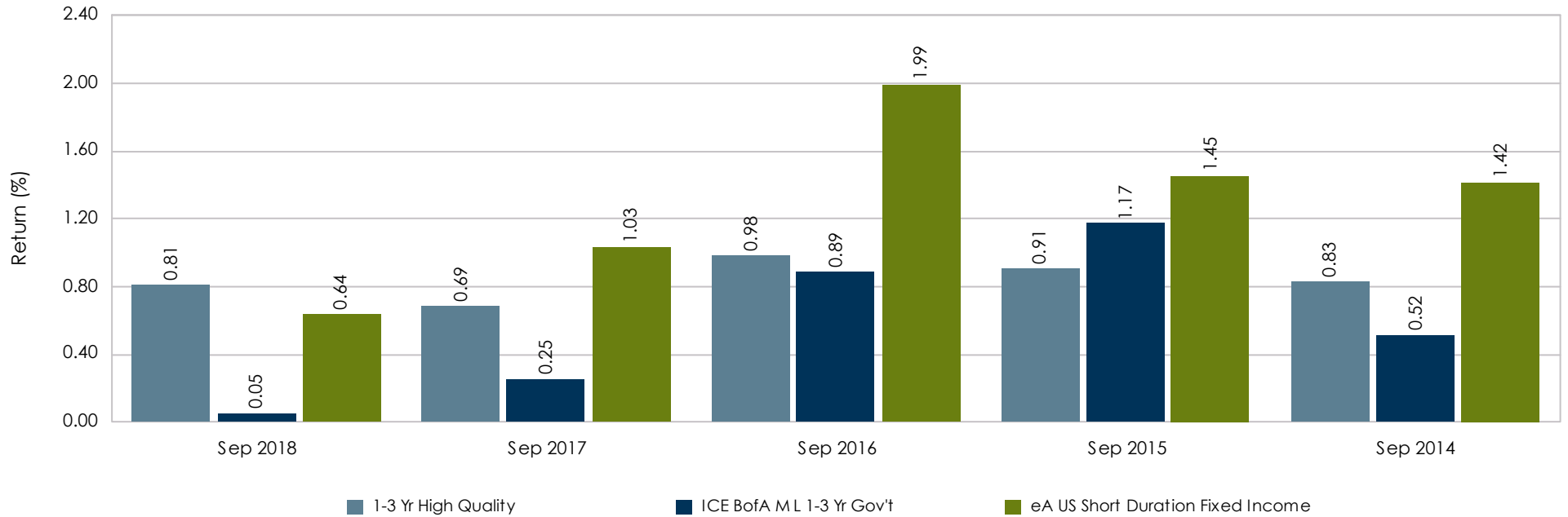


	3 Months	YTD	FYTD	3 Years	5 Years	10 Years
Ranking	57	37	38	87	92	96
5th Percentile	0.89	1.42	1.69	2.60	2.40	3.72
25th Percentile	0.58	0.92	1.02	1.67	1.69	2.95
50th Percentile	0.47	0.66	0.64	1.20	1.34	2.47
75th Percentile	0.38	0.36	0.28	0.93	1.07	1.95
95th Percentile	0.23	0.02	-0.09	0.57	0.70	1.41
Observations	145	145	144	142	137	116

The rankings represent the portfolio's returns versus a peer universe. The rankings are on a scale of 1 to 100 with 1 being the best.

FMIvT 1-3 Year High Quality Bond Fund

For the One Year Periods Ending September



Ranking	38	81	96	91	87
5th Percentile	1.69	2.80	3.78	2.37	3.27
25th Percentile	1.02	1.52	2.49	1.83	1.93
50th Percentile	0.64	1.03	1.99	1.45	1.42
75th Percentile	0.28	0.74	1.52	1.16	1.00
95th Percentile	-0.09	0.31	1.02	0.67	0.57
Observations	144	234	220	217	218

The rankings represent the portfolio's returns versus a peer universe. The rankings are on a scale of 1 to 100 with 1 being the best.